



CHATTERJEE SURGICAL

UICK CATALOGUE

HOSPITAL FURNITURES

OPERATION THEATRE EQUIPMENTS

PLAIN BED (TBP : 001)



Overall Size - 78" LX 36" WX 24" H Approx; CRCA M.S. Sheet of 20 SWG Top, & Frame Made of 40mm X 40mm X 3mm M.S. Angle, Four Legs Made of 1" Dia. M.S. Pipe Of 14 SWG Structure Fitted With 10mm Bright Rod As Vertical Support, Provision For T-Shaped Mosquito Net, Paint - Pre Treated & Powder Coated.

If Required, We Can Provide Drop Side Railing, Frame Made of 3/4" Dia. M.S. Pipe of 14 SWG With An Additional Cost.


PLAIN BED - Dlx. Type (TBP : 002)



Overall Size - 78" LX 36" WX 24" H Approx; CRCA M.S. Sheet Of 20 SWG Top, & Frame Made Of 2" X 1" M.S. Pipe Of 14 SWG, Four Legs Made Of 1" Dia. S.S. Pipe Of 14 SWG Structure Fitted With 10mm SS Rod As Vertical Support, Provision For T-Shaped Mosquito Net, Saline Rod, Paint - Pre Treated & Powder Coated.

If Required, We Can Provide Drop Side Railing, Frame Made Of 1" Dia. M.S. Pipe Of 14 SWG With An Additional Cost.

ATTENDANTS BED (TBA : 001)



Overall Size: 78" L X 36" W X 24" H Approx., Frame Made Of 40mm X 40mm X 3mm M.S Angle, Perforated CRCA M.S. Sheet Of 20 SWG Top, Four Legs Made Of 1" Dia. M.S. Pipe Of 14 SWG Structure Fitted With 10mm Bright Rod As Vertical Support. Paint - Pre Treated & Powder Coated. These Beds Are Sturdily Constructed And Are Durable.

SEMI-FOWLER BED (TBS : 001)

Overall Size - 81" L X 36" W X 24" H Approx; CRCA M.S. Sheet Of 20 SWG Uniformly Perforated Top, Two Sections, Frame Made Of 40mm X 40mm X 3mm M.S Angle, Four Legs Made Of 1" X 1" M.S. Pipe Of 14 SWG With 4 Nos. 4" Swivel Castor, M.S. Head & Leg Bow Fitted With 10mm Bright Rod As Vertical Support, Provision For T-Shaped Mosquito Net, Saline Rod. One Side Up-Down Can Be Done Either With Screw Or Ratchet / Crank Mechanism (i.e. Mechanically Operated With Lever Handle On Foot End For Maneuvering The Head Side), Paint - Pre Treated & Powder Coated.

If Required, We Can Provide Railing Frame " 1" Dia. M.S. Pipe, 14 SWG With An Additional Cost.



SEMI FOWLER BED - Deluxe Type (TBS : 002)

Overall Size - 81" L X 36" W X 24" H Approx; CRCA M.S. Sheet Of 18 SWG Uniformly Perforated Top, Two Sections, Frame - 3" X 1" M.S. Rectangular Pipe Of 14 SWG, Four Legs Made Of 1" X 1" M.S. Pipe Of 14 SWG With 4 Nos. Swiveling Castors Of 4" Dia. Two Of Which With Brakes, Stainless Steel (304) Detachable Head & Leg Bow With Laminated Panel / Molded Fiber Body Panel (On Request), Provision For 4-Pole Mosquito Net, Saline Rod And With Railing Frame - " Dia. M.S. Pipe Of 14 SWG. One Side Up-Down Can Be Done Either With Screw Or Ratchet / Crank Mechanism (I.E. Mechanically Operated With Lever Handle On Foot End For Maneuvering The Head Side), Paint - Pre Treated & Powder Coated.



FOWLER BED (TBF : 001)



Overall Size - 81" L X 36" W X 24" H Approx; CRCA M.S. Sheet Of 18 SWG Uniformly Perforated Top, Four Sections, Frame Made Of 40mm X 40mm X 3mm M.S. Angle, Four Legs Made Of 1" X 1" M.S. Pipe Of 14 SWG With 4 Nos. 4" Swivel Castor, S.S. Head & Leg Bow Fitted With 10mm Bright Rod As Vertical Support, Provision For T-Shaped Mosquito Net, Saline Rod. Both Head & Leg Side Up-Down Can Be Done Either With Screw Or Ratchet / Crank Mechanism (I.E. Mechanically Operated With Lever Handles On Foot End For Maneuvering The Head & Leg Side), Paint - Pre Treated & Powder Coated.

If Required, We Can Provide Railing Frame - " Dia. M.S. Pipe Of 14 SWG With An Additional Cost.

FOWLER BED Deluxe Type (TBF : 002)

Overall Size - 81" L X 36" W X 24" H Approx; CRCA M.S. Sheet Of 18 SWG Uniformly Perforated Top, Four Sections, Frame - 2" X 1" M.S. Rectangular Pipe Of 14 SWG, Four Legs Made Of 1" X 1" M.S. Pipe Of 14 SWG With 4 Nos. Swiveling Castors 4" Dia. Two Of Which With Brakes, Stainless Steel (304) Detachable Head & Leg Bow With Laminated Panel / Molded Fibre Body Panel (On Request), Provision For 4-Pole Mosquito Net, Saline Rod And With Railing Frame - 2" X 1" M.S. Pipe Of 14 SWG. Both Head & Leg Side Up-Down Can Be Done Either With Screw Or Ratchet / Crank Mechanism (I.E. Mechanically Operated With Lever Handles On Foot End For Maneuvering The Head & Leg Side), Paint - Pre Treated & Powder Coated.



PAEDIATRIC BED(TBPA : 001)

Overall Size : 54" L X 30" W X 24"
H Approx, CRCA M.S. Sheet Of 18
SWG Uniformly Perforated Top Fixed
To The Frame Made Of 40mm X
40mm X 3mm M.S Angle, Four Legs
Made Of 1" dia. M.S. Pipe Of 14
SWG, Provision For T-Shaped
Mosquito Net, Saline Rod. Drop Side
Railing Frame - "Dia M.S. Pipe Of 14
SWG, Tubular Head & Foot Side
Panels Fitted With 10mm Bright Rod
As Vertical Support. Pre-Treated And
Powder Coated.



I.C.U. / I.T.U. BED (TBI : 001)

Overall Size : 81" L X 36" W X 24" 32" H Approx, CRCA M.S. Sheet Of 18 SWG Uniformly Perforated Top Fixed To The Frame Work, Four Sections, Frame - 2" X 1" M.S. Rectangular Pipe Of 14 SWG, Base - 2" X 1" M.S. Rectangular Pipe Of 14 SWG Frame With Four Legs, Mechanically Operated With Lever Handles On Foot End For Maneuvering Backrest, Knee Rest, Trendelenberg And Reverse Trendelenberg, Hi-Low Position. Four Special Swiveling Castors Of 5" Dia Two Of Which With Brakes, All Parts Are Made By Proper Tooling To Ensure Uniform Quality, M.S Head & Leg Bow, Saline Rod, Provision For 4-Pole Mosquito Net, Pre-Treated & Powder Coated.

Function: Height Adjustable; Back-Rest Lifting Angle Is 0-85, Knee-Rest Lifting Angle Is 0-55, Trendelenburg & Reverse Trendelenburg Angles Are 25, Standard Accessory: I.V.-Rod; Extruded M.S. Drop Side Type Guardrails / Railing Frame - 2" X 1" M.S. Pipe Of 14 SWG.



I.C.U./I.T.U. BED Dlx. Type (TBI:002)



Overall Size : 81" L 36" W X 24" 32" H Approx, CRCA M.S. Sheet Of 18 SWG Uniformly Perforated Top Fixed To The Frame Work, Four Sections, Frame - 3" X 1" M.S. Rectangular Pipe Of 14 SWG, Base - 2" X 1" M.S. Rectangular Pipe Of 14 SWG Frame With Four Legs, SS Channels For Side Collapsible Railing, Mechanically Operated With Lever Handles On Foot End For Maneuvering Backrest, Knee Rest, Trendelenburg And Reverse Trendelenburg, Hi-Low Position. Four Special Swiveling Castors Of 6" Dia Two Of Which With Brakes, All Parts Are Made By Proper Tooling To Ensure Uniform Quality. Stainless Steel (304) Detachable & Washable Head & Leg Bow With Laminated Panel / Molded Fibre Body Panel (On Request), S.S. Telescopic Saline Rod And Pre-Treated And Powder Coated.

Function: Height Adjustable; Back-Rest Lifting Angle Is 0-85 , Knee-Rest Lifting Angle Is 0-55 , Trendelenburg & Reverse Trendelenburg Angles Are 25 And Provision For 4-Pole Mosquito Net
Standard Accessory: I.V.-Rod; Extruded Fully Stainless Steel Collapsible Type Guardrails / Railing.



EXAMINATION COUTCH (TEC : 001)



Made Of 18G CRC Steel Sheet Construction, 3nos. Pull Drawers One Fitted With Lock, 2Nos. Sliding Doors With Lock Arrangement, One Shelf For Storage, Mechanically / Gas Spring Assisted Adjustable Backrest Of 45cm. One S.S. I.V. Stand And A Special Tray For BP And Other Instruments, Special Inbuilt Climbing Stool Arrangement, Heavy Padded Marine Ply Top With Water Resistant Verry Fabric , Size : 76"X 24" W X 32" H, 2" Thick Rexin Coated Foam Mattress Pre-Treated And Powder Coated

EXAMINATION TABLE (TET : 001)

MS Tubular Frame - 1" X 1 M.S. Pipe Of 16 SWG, CRCA Sheet Top, Head Side Adjustment Up To 75 Deg. On Ratchet. Mounted On Rubber Shoe, Overall Size : 72"X 20" W X 32" H, Pre-Treated And Powder Coated. This Can Be Made With Fully S.S On Request.




BABY COT (FIXED) (TBC : 001)




Overall Size : 32" LX 16" W X 32" H Approx, CRCA M.S. Sheet of 18 SWG Uniform Top fixed to the Tubular Steel Frame Work 1" x " M.S. Pipe of 14 SWG, MS round construction Rod for vertical support, Mosquito pole arrangement, mounted on rubber shoe, Pre-Treated And Powder Coated. This Can Be Made With Fully S.S On Request.



FOLDING STRETCHER (TFS : 001)



M.S. / S.S. Structure With Socket Type Junction, 1 "dia. Tubular Pipe of 16SWG Frame with Canvas and Washable Rexene Cover, Velcro Strap For Fixing The Body & Carry Bag, Overall Size 80" X 22" (+ 1), Folding Size - 40" L x 22" W.




STRETCHER TROLLEY (TTS : 001)



M.S. Tubular Pipe Trolley, Frame 1" x 1" M.S. Pipe of 16 SWG with Removable S.S. Stretcher Top of 20SWG With Powder Coated Handles, Approx Size 80" Long X 22" Width X 32" Height, Four Special Swiveling Castors Of 6" Dia two of which with Brakes, One No. S.S. Saline Rod At One Side With Provision Of I.V. Stand On Other Three Sides, Provision for S.S. Tray with Cylinder Case, Pre-Treated And Powder Coated. This Can Be Made With Fully S.S On Request.

Note : We can Provide fully SS Stretcher Trolley on Request

CYLINDER TROLLEY (TTC : 001)



Tubular M.S. Frame Work 1" X 1" M.S. Pipe Of 14 SWG, Push Type With 2 Nos. 4" Dia. Wheel Castor (Rubberised), Suitable For 1320 Ltrs. Gas Cylinder, Pre-Treated And Powder Coated.



MAYO'S TROLLEY (TTM : 001)




MS Square & Round Construction. Top Tray with Sun Mica fitted, Mounted On 2" Ball Bearing. Castor. Pre-Treated And Powder Coated.

OVER BED TABLE (TOB : 001)

Lamination Board Top With Sun mica Fitted On Tubular M.S. Frame Work 1" dia. M.S. Pipe Of 14 SWG and Four Nos. Swivel Castors Of 2" dia., Top Size 30" LX 18" W, Overall Size - 38" LX 18" W X 42" H, Pre-Treated And Powder Coated.

We can provide Height Adjustable Over Bed Table With Pneumatic Mechanism Through Side lever on request.



HIGHT ADJUSTABLE



FIXED HEIGHT


BED SIDE LOCKER (TLB : 001)



Machine Pressed CRCA Sheet Cabinet With Ball Catch Locking Arrangement For Self Locking Door, Fixed on Tubular Legs Of 16 SWG M.S. Pipe, Three Sides Covered Shelf And Front Side with Cup Board Arrangement, S.S. Top, Overall Size 16" L X 16" W X 32" H, Pre-Treated And Powder Coated.

BED SIDE LOCKER Deluxe Type (TLB : 002)

Machine Pressed, CRCA Cupboard With Ventilating Louvers With Ball Catch Locking Arrangement On Self Locking Door. Fixed on Tubular Legs Of 16 SWG M.S. Pipe and Four Nos. 3" Ball Bearing Castors,, Three Sides Covered Shelf And A Drawer Fitted, S.S. Top With Raising, Overall Size 400mm Sq. X 820mm H, Pre-Treated And Powder Coated.



INSTRUMENT TROLLEY (TTI : 001)





MS / SS Frame Work, Two Nos. Shelf With Three Side Railing Of MS / SS Rod, Fully SS Of 304 Grade With SS Top / Aluminum Top / Glass Top. Mounted On Swiveling Castors Of 2" / 4" Dia. Two Of Which With Brakes, Overall Size 30"W X 18"D X 32"H, Finish With Heavy Polish / Powder Coated Paint. This Can Be Made With Fully S.S On Request.




DRESSING TROLLEY (TTD : 001)

MS / SS Frame Work, Two Nos. Shelf With Three Side Railing Of MS / SS Rod, Fully SS Of 304 Grade With SS Top / Aluminum Top / Glass Top. Mounted On Swiveling Castors Of 2" / 4" Dia. Two Of Which With Brakes, Overall Size 30"W X 18"D X 32"H, Finish With Heavy Polish / Powder Coated Paint. This Can Be Made With Fully S.S On Request.




BED SIDE SCREEN (TSB : 001)



Three Fold Screen, Made Of Tubular 16SWG Pipe Structure, Mounted On Six Nos. Swivelling Castors Of 2" Dia., Hooks & Flexible Spring Fixing Curtains Attached On Three Portions, Over All Size : Middle Portion - 48"W X 60"H & Rest Two Portions - 24"W X 60"H Each, Pre-Treated And Powder Coated.

LINEN HAMPER STAND BAG TROLLEY (TLBT : 001)

Overall size : 910mm H x 510mm dia. SS tubular framework fitted with three swivel castors, 100mm dia. Supplied with Canvas bag



CRASH CART TROLLEY (TTCC : 001)



M.S. Tubular Pipe Frame Work, 6 Nos Polystyrene Lockable Drawer, Top Shelves S.S. With Three Side Railing For Keeping Monitor, Middle Shelves S.S. With Three Side Railing, Lower Shelves Made Of S.S. Left Side Of The Trolley Is Having O2 Cylinder Case, Four Numbers S.S. Tray For Keeping Emergency Medicine, Arrangement For I.V. Stand, Over All Size :- 48"H X 22"W X 18"D, Mounted On Swiveling Castors Of 4" Dia. Two Of Which With Brakes, Pre-Treated And Powder Coated.

FOOT STEP (TFS : 001)

Double / Single Foot Step Square / Round Frame 1" M.S. Pipe of 16 SWG, M.S CRCA Sheet Top of 20SWG, M.S. Pipe For Support Square / round frame, Mounted on rubber shoe. Overall Size 20"H X 18"W X 18"D, First Step 10" & Second Step 8", Pre-Treated And Powder Coated.



MEDICINE TROLLEY (TTM : 001)



Trolley Made Of M.S. Angle Of 35 X 35 X 3mm Frame Work , Front Side Three Section Vertically And One Separation In The Top And Locking Arrangement. Top Shelves With 1" Raising, Mounted On Swiveling Castors Of 4" Dia. Two Of Which With Brakes. Over All Size : 48"L X 18"W X 48" H, Handle On Both End To Move The Trolley From One Place To Another Place Made Of Stainless Steel. This Can Be Made With Fully S.S On Request.

MEDICINE TROLLEY (TTM : 002)



This can be made based on customer's given specification on request.

FOOD TROLLEY (TTF : 001)



This can be made based on customer's given specification on request.

FOOD TROLLEY (TTF : 002)

Trolley Made Of M.S. Angle Of 35 X 35 X 3mm Frame Work, Four Side Covered With M.S. 18SWG Thick Sheet Cover, Two Racks, Front Side With Door And Locking Arrangement, Top Shelves With 1" Raising, Mounted On Swiveling Castors Of 4" Dia. Two Of Which With Brakes. Over All Size : 48"L X 18"W X 48" H, Handle On Both End To Move The Trolley From One Place To Another Place Made Of Stainless Steel, Pre-Treated And Powder Coated. This Can Be Made With Fully S.S On Request. If Required, On Request. We Can Provide Heating Arrangement With An Additional Cost.



MODULAR MONITOR TROLLEY (TMT : 001)

Suitable for keeping monitor, light source, camera unit. VCR, Printer, stabilizer etc. Five M.S. shelves. Top shelf of size : 640 mm L x 450 mm D. Other four shelves size : 510 mm L x 450 mm D with Stainless Steel rails which can be adjusted at desire height in between top shelf and drawer. MS drawer at bottom, size 510mm L x 450 mm D with Lock. Aesthetically design vertical uprights of Aluminium extrusion and Aluminium alloy base fitted with 120 mm dia castor wheels with high grade synthetic body, two with brakes and two without brakes. The trolley is provided with a socket to receive 5/15 Amp - 230 V A/c 3-pin plugs. Two inputs each with safety fuse and switch. one exclusive for one output and other with 6 output connections. Each out put has "Power ON/OFF" switch with indicator. Trolley has two handles Stainless Steel I.V. rod and gas cylinder cage mounted on swivel castors 50mm dia. Cylinder cage in the rear. All MS parts are pre-treated and powder coated finish. Supplied in SKD condition.




MODULAR MONITOR TROLLEY Small (TMT : 002)

Overall approx dimensions :
780mm L x 700mm D x 1350mm H
Top shelf of size 740mm L x 450mm D
Other four shelves size 610mm L x 450mm D

OPTIONAL ACCESSORIES AT EXTRA COST

- Keyboard holder built in one of the shelves
- Camera hanger (Standard design)
- Pipe spanner hanger
- Tube hanger in front top shelf
- One swivel box on top shelf for monitor

INSTRUMENT CABINET (TIC : 001)



MS Angle Of 40mm X 40mm X 3mm Construction, Top & Back Side Covered With CRCA Sheet, Right & Left Sides Fitted With 3mm Glass With Five Glass Shelves Of 6mm Thick, Lockable Handle. Overall Size - 60" H X 22" L X 16" W, Mounted On Rubber Shoe, Pre-Treated And Powder Coated. This Can Be Made With Fully S.S On Request.

MEDICINE RACK (TMR : 001)

The medicine rack used to store different types of item on one place.
The medicines do not get mixed up, as the table is divided in different sections. This can be made as per the given specification.



WHEEL CHAIR, NON FOLDING (TWC : 001)



4" Castor With P.U. Tubeless Tyre, 24" Mag Wheel With P.U. Tubeless Tyre, Moulded Foot Rest With Powder Coated Fixed Leg Rest, Frame : M.S. Powder Coated, Weight : 18 Kg (Approx), Seat & Back Rest Fixed M.S. Powder Coated Seat Width 16" & 18", Arm Rest Fixed With Soft P.U. Top, Load Capacity : 120 Kg, Both Side Hand Operated Zinc Plated Brakes.

WHEEL CHAIR, FOLDING (TWC : 002)



8" Castor With P.U. Tubeless Tyre, 24" Mag Wheel With P.U. Tubeless Tyre, Moulded Foot Rest With Powder Coated Fixed Leg Rest, Frame : M.S. Powder Coated, Weight : 18 Kg (Approx), Seat & Back Rest Fixed M.S. Powder Coated Seat Width 16" & 18", Arm Rest Fixed With Soft P.U. Top, Load Capacity : 120 Kg, Both Side Hand Operated Zinc Plated Brakes.

X-RAY VIEW BOX (TXV : 001)

X-Ray View Box, Fiber Body, Single Tube Light, Switch (On/Off)



DOUBLE BOWL STAND (TBS : 001)

Tubular M.S. Frame Work 1" M.S. Pipe Of 14 SWG And 3/8" Rod, Overall Size : Two SS bowls approx. 14" dia each. Height 32" And Fitted with 3 Nos. 2" 7/8" Pillar Castor, Pre-Treated And Powder Coated. This Can Be Made With Fully S.S On Request.




IV SALINE STAND (TSS : 001)

Ward Care Saline Stand Of M.S. Tubular Frame Mounted On Heavy Cast Iron Base With Three / Four Legs And Fitted With 2" Bush Castor, S.S. Rod With Double Hook Of 10mm Dia, Height Adjustable With Knob Of 1" Dia On M.S. Pipe From 36" To 90", Pre-Treated And Powder Coated. This Can Be Made With Fully S.S On Request.



PLAIN LABOUR TABLE (TLT : 001)

Overall Size : 72" L X 28" W X 32" H Approx, Frame Made Of Tubular Steel, Two Section Top Covered With Either Aluminium Or S.S And Leg End With "U" Cut., Head Section Adjustable On Ratchet. Complete With A Pair Of S.S. Lithotomy Rods With Rexin Ankle Straps & Rubber Feet. Pre-Treated And Powder Coated.



DELUX LABOUR TABLE (TLT : 002)



Overall Size : 72" L X 28" W X 32" H Approx, Main Frame Rectangular M.S. Pipe Three Section Top With Stainless Steel Top. Middle Section With "U" Cut. Backrest Adjustment On Ratchet 75 Deg Up. Leg End Section Can Slide Under Main Frame. Technical Gear Box Assisted Trendelenburg & Reverse Trendelenburg Facility 30 Deg. Up / 54 Deg. Down. Perineal Recess & Drainage Tray At Leg End, Three Side Detachable SS Rails. Both Side SS Lythotomy Or Rubber Added Lythotomy Padding Leg Rest With Belt. Movable SS Handgrips. SS I.V. Stand. 2" Thick Rexin Coated Foam Mattress, Finish With Polish (Upper Part) & Pre-Treated & Powder Coated For Other Accessories. This Can Be Made With Fully S.S On Request.

O.T. SPOT LIGHT (STAND MODEL) (TSL : 001)

O.T. Spot Light, Single Bulb, Halogen, 24 Volt, 70 W, Shadowless, Having Spring Balance Mechanism, Mobile Type, With Necessary Electrical Control Unit, Pre Treated And Powder Coated.



STAND MODEL O.T. LIGHT (TOLS:001)



Shadow Less O.T. Light 4 Halogen Bulbs, Stand Model With Mobile Type Arrangements, 21" Dia Dome & Light Weight, Adjusting Focus Arrangement, Autoclave able Handle, 12 Volt, 50 W Bulbs, Heat Protected Glass With Necessary Electrical Control Unit, Pre Treated and Powder Coated.

OT LIGHT (TOL : 001)

OT Light, Seven / Four / Seven + Four Type Halogen Bulb, Fixed On The Ceiling, Fully Spring Balanced Improved High Intensity Light, Required Aluminum Dome Head, Fitted With Halogen Bulbs Of 24W, 12Volts, Inbuilt Transformer For Each Bulbs Of 12V AC, Heat Proof Filter And Exhaust Fan Arrangements With Necessary Electrical Control Unit, Focus Adjusted Handle Light Can Be Rotated 360 Degree Angle, Pre Treated And Powder Coated.



REVOLVING STOOL (TRS : 001)




**3 legs / 4 legs
Height Adjustable**



**Revolving Stool
Height Adjustable**

VISITORS CHAIR (TVC : 001)



3 Seater / 4 Seater Lobby Chair for Patient Waiting



Office Address: No. 108, Duttapara
(Behind Hospital), Baruipur,
Kolkata - 700144
Tele / Fax : (033) 2433-8737,
Tel. : (033) 24335178
Mob: 9831109585

Factory Address: Ward No-10,
Baishnabpara, Baruipur,
Kolkata-700144
Tel. : (033) 24335178,

Email: chatterjeesurgical@gmail.com,
info@chatterjeesurgical.com

Website: www.chatterjeesurgical.com
&
www.indiamart.com/chatterjeesurgical

HOSPITAL FURNITURES ❁ S.S HOLLOWARES ❁ SURGICAL INSTUMENTS

OT LIGHTS ❁ OT EQUIPMENTS